

Setting up email on iPhone or iPad

To set up a new POP3 account on an iPhone, iPhone 4, iPhone 5 or an iPad please follow the steps below:

Note: depending on which device you have, and the version of the software running on it, some screens may look slightly different - however the settings will be the same.

1- Select **Settings**



2- Select Mail, Contacts, Calendar

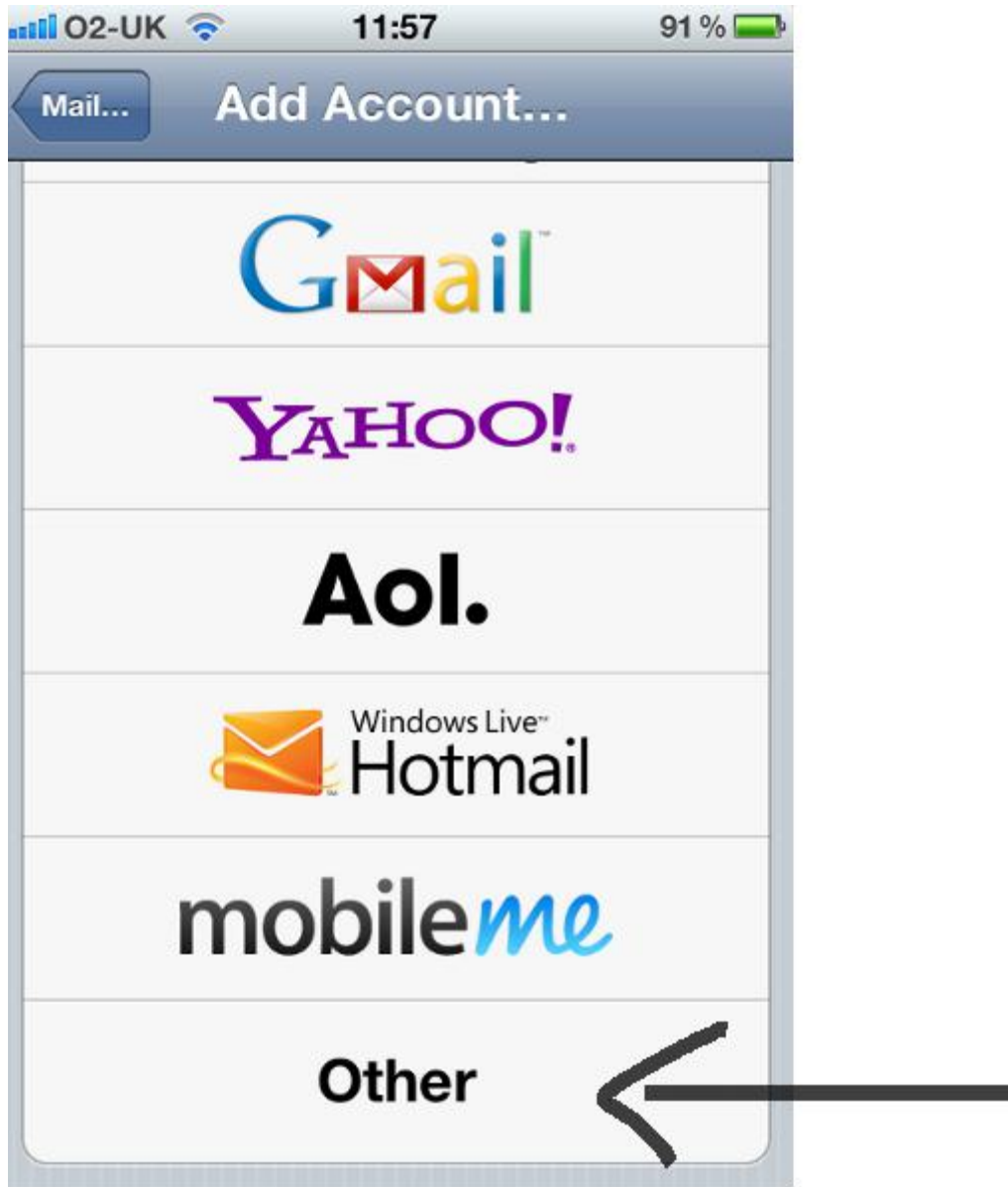




3- Select Add Account..



4- Select **Other**



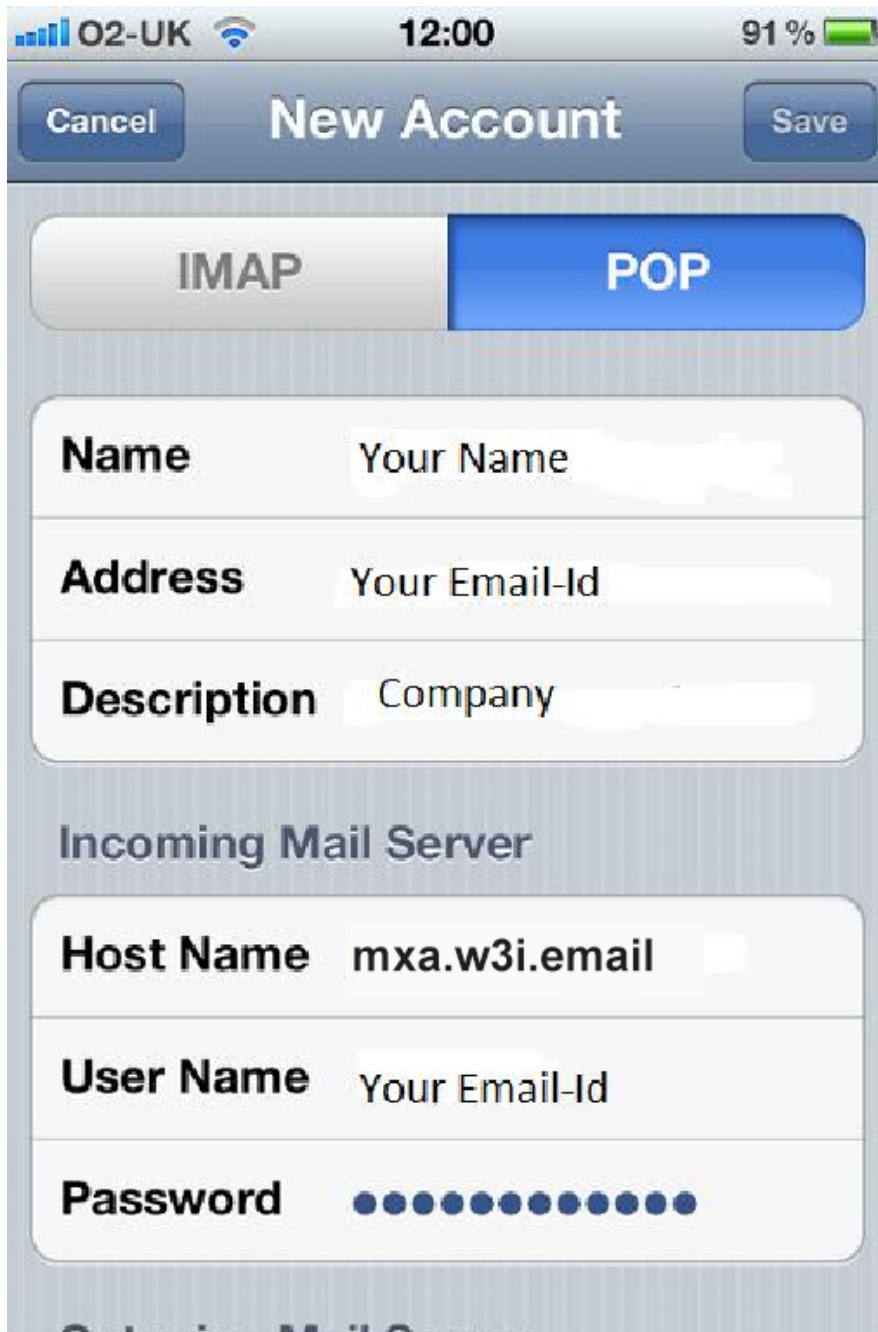
6- Enter your account details; **Name**, **Email Address** and **Password**. The **Description** is a way for you to identify the account. Press **Next**



The screenshot shows an iPhone interface for creating a new account. At the top, the status bar displays 'O2-UK', '11:59', and '91%' battery. The app title is 'New Account', with 'Cancel' and 'Next' buttons. The form contains four fields: 'Name' (placeholder: 'Your Name'), 'Address' (placeholder: 'Your Email-Id'), 'Password' (masked with blue dots), and 'Description' (placeholder: 'Your Company Name'). Four black arrows on the right side point to each of these input fields. Below the form is a standard QWERTY keyboard with a space bar and a return key.

7- Select POP or IMAP

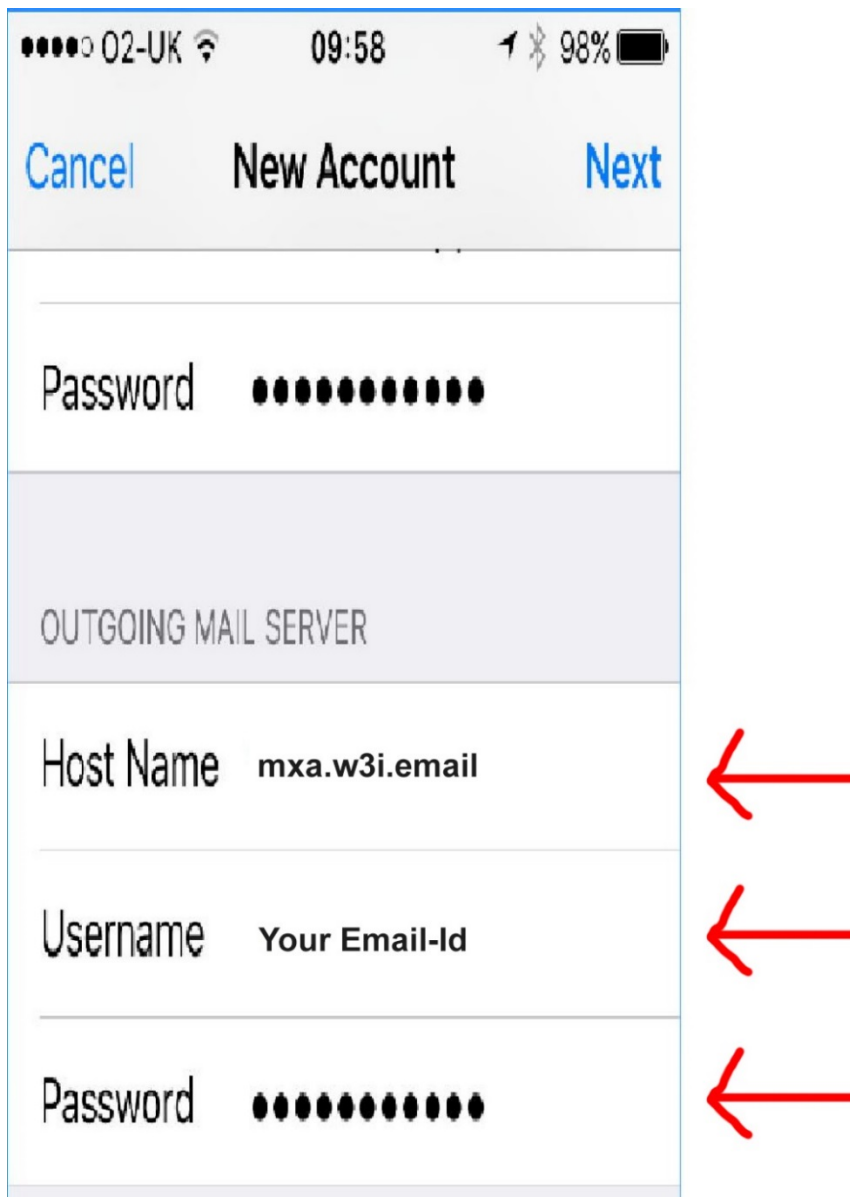
Enter the **Incoming Mail server** details. **Host Name** will be **mx.w3i.email**, the **User Name** will be your 'mailbox' name. The **Password** will already be populated



The screenshot shows an iPhone interface for creating a new email account. At the top, there are 'Cancel' and 'Save' buttons. Below them are two large buttons: 'IMAP' (grey) and 'POP' (blue, selected). The form contains several input fields:

- Name:** Your Name
- Address:** Your Email-Id
- Description:** Company
- Incoming Mail Server:**
 - Host Name:** mx.w3i.email
 - User Name:** Your Email-Id
 - Password:** A field with 12 blue dots, indicating a password is pre-filled.

8- Enter the **Outgoing Mail server** details. **Host Name** will be **mx.w3i.email**, the **User Name** will be your 'mailbox' name. The **Password** will already be populated



02-UK 09:58 98%

Cancel New Account Next

Password

OUTGOING MAIL SERVER

Host Name mx.w3i.email

Username Your Email-Id

Password